

ALL STANDARD EUROLUXE™ VENEERS

CHERRY

- **MOCHA** [MMC]
Quartered or Flat Grain Pattern
- **MOLASSES** [QEC]
Quartered Grain Pattern
- **SIENNA** [MLC]
Quartered or Flat Grain Pattern

WALNUT

- **BURNISHED** [BUW]
Quartered or Flat Grain Pattern
- **DESERT** [DST]
Quartered Grain Pattern
- **EBONY** [EBY]
Quartered or Flat Grain Pattern
- **PORT** [MVW]
Quartered or Flat Grain Pattern
- **ROOT** [MNW]
Quartered Grain Pattern
- **TOFFEE** [MGW]
Quartered Grain Pattern

MAPLE

- **BLONDE** [MBM]
Quartered or Flat Grain Pattern
- **HONEY** [MHM]
Quartered or Flat Grain Pattern

OAK

- **LINEN** [MRO]
Quartered Grain Pattern
- **OSLO** [OSL]
Quartered Grain Pattern
- **PECAN** [PCO]
Quartered Grain Pattern
- **STEEL** [MGO]
Quartered Grain Pattern

STUDIO VENEERS (10%)

- **ARABICA** [C2Q]
Quartered Grain Pattern
- **SILVER GREY** [SVC]
Quartered Grain Pattern
- **WHEAT** [C2P]
Quartered Grain Pattern

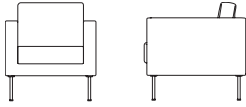
FABRIC PARTNERS

- **ARC-COM**
www.arc-com.com
- **ARCHITEX**
www.architex-ljh.com
- **CAMIRA**
www.camirafabrics.com
- **CARNEGIE**
www.carnegiefabrics.com
- **DESIGNTEX**
www.designtex.com
- **GREEN HIDES**
www.greenhides.com
- **HELVETIA LEATHER**
www.helvetialeather.com
- **MAHARAM**
www.maharam.com
- **MAYER FABRICS**
www.mayerfabrics.com
- **MOMENTUM**
www.themomgroup.com
- **SPRADLING INTERNATIONAL, INC.**
www.spradlingvinyl.com
- **STINSON**
www.cfstinson.com
- **ULTRAFABRICS**
www.ultrafabricsllc.com

CUBIC NON-TUFTED STANDARD FEATURES

- Fully Upholstered
- Loose Seat and Back Cushions
- Plain/Non-Tufted Seat and Back Cushions
- Must specify Leg Style

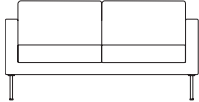
LOUNGE CHAIR



w	outside d	h	sw	seat sd	sh	arm height	weight lbs.	cubic feet
28.5	30.25	32.5	21.5	18.5	18	26.25	44	25

model	yds com (54")	sq ft col	com 1	col 2	3	4	5	6	7	8	9	10	11	12	13	14	15	L1	L2	L3
203041	4.25	85	1,689	1,759	1,839	1,939	2,079	2,279	2,478	2,678	2,878	3,078	3,278	3,478	3,677	3,877	4,077	2,546	2,747	2,945

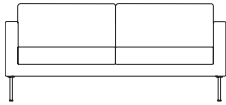
LOVESEAT



w	outside d	h	sw	seat sd	sh	arm height	weight lbs.	cubic feet
61	30.25	32.5	54	18.5	18	26.25	93	53

model	yds com (54")	sq ft col	com 1	col 2	3	4	5	6	7	8	9	10	11	12	13	14	15	L1	L2	L3
203042	10.25	205	2,217	2,386	2,578	2,819	3,157	3,639	4,121	4,603	5,085	5,567	6,049	6,531	7,013	7,495	7,977	4,243	4,729	5,206

SOFA



w	outside d	h	sw	seat sd	sh	arm height	weight lbs.	cubic feet
77	30.25	32.5	70	18.5	18	26.25	107	64

model	yds com (54")	sq ft col	com 1	col 2	3	4	5	6	7	8	9	10	11	12	13	14	15	L1	L2	L3
203043	10.5	210	2,622	2,795	2,992	3,239	3,585	4,079	4,572	5,066	5,560	6,054	6,547	7,041	7,535	8,028	8,522	4,697	5,195	5,684

OPTIONS

Leg	Finish	Fabric/Grade
<p>H3E Metal Sled Base - Standard</p>	X9 No Finish - Standard	Grade, Vendor, Pattern, Color NOTE: Two-toning of fabrics is available. Contact customer service for two-tone diagram and COM/COL yardages.
<p>H3D Round Brushed Aluminum \$185</p>		
<p>H3F Exposed Wood Tapered Leg \$213</p>		
<p>H3G Wood Sled Base \$159</p>	Ash: MRO OSL PCO MGO Beech: MMC QEC MLC BUW DST EBY MVW MNW MGW MBM MHM C2Q SVC C2P	

HOW TO ORDER

SPECIFY: Leg | finish | textile grade, vendor, pattern and color. See page H for a complete offering of finishes and graded-in fabric options.

MODEL NUMBER

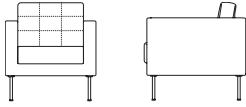
203041

Leg	Finish	Fabric/Grade
H3E	X9	Grade 3, Momentum, Hue, Smoke

CUBIC TUFTED STANDARD FEATURES

- Fully Upholstered
- Loose Seat and Back Cushions
- Square Sewn/Tufted Detail on Seat and Back Cushions
- Must specify Leg Style

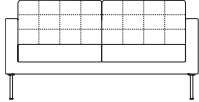
LOUNGE CHAIR



w	outside d	h	sw	seat sd	sh	arm height	weight lbs.	cubic feet
28.5	30.25	32.5	21.5	18.5	18	26.25	44	25

model	yds com (54")	sq ft col	com 1	col 2	3	4	5	6	7	8	9	10	11	12	13	14	15	L1	L2	L3
203141	4.25	85	1,703	1,773	1,853	1,953	2,093	2,293	2,492	2,692	2,892	3,092	3,292	3,492	3,691	3,891	4,091	2,560	2,761	2,959

LOVESEAT



w	outside d	h	sw	seat sd	sh	arm height	weight lbs.	cubic feet
61	30.25	32.5	54	18.5	18	26.25	93	53

model	yds com (54")	sq ft col	com 1	col 2	3	4	5	6	7	8	9	10	11	12	13	14	15	L1	L2	L3
203142	8	160	2,224	2,356	2,506	2,694	2,958	3,334	3,710	4,086	4,462	4,838	5,215	5,591	5,967	6,343	6,719	3,812	4,191	4,563




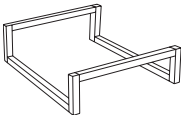
SOFA



w	outside d	h	sw	seat sd	sh	arm height	weight lbs.	cubic feet
77	30.25	32.5	70	18.5	18	26.25	107	64

model	yds com (54")	sq ft col	com 1	col 2	3	4	5	6	7	8	9	10	11	12	13	14	15	L1	L2	L3
203143	8.5	170	2,623	2,763	2,923	3,123	3,402	3,802	4,202	4,601	5,001	5,401	5,801	6,200	6,600	7,000	7,399	4,308	4,711	5,107

OPTIONS

Leg	Finish	Fabric/Grade
 <p>H3E Metal Sled Base - Standard</p>  <p>H3D Round Brushed Aluminum \$185</p>	<p>X9 No Finish - Standard</p>	<p>Grade, Vendor, Pattern, Color</p> <p>NOTE: Two-toning of fabrics is available. Contact customer service for two-tone diagram and COM/COL yardages.</p>
 <p>H3F Exposed Wood Tapered Leg \$213</p>  <p>H3G Wood Sled Base \$159</p>	<p>Ash: MRO, OSL, PCO, MGO</p> <p>Beech: MMC, QEC, MLC, BUW, DST, EBY, MVW</p> <p>MNW, MGW, MBM, MHM, C2Q, SVC, C2P</p>	

HOW TO ORDER

SPECIFY: Leg | finish | textile grade, vendor, pattern and color. See page H for a complete offering of finishes and graded-in fabric options..

MODEL NUMBER

203141

Leg	Finish	Fabric/Grade
H3E	X9	Grade 3, Momentum, Hue, Smoke