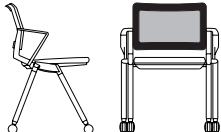
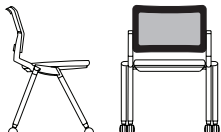


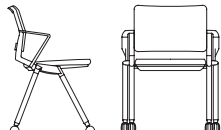
FLEXXY GUEST/MULTI-USE**Mesh Back Guest - Arms** 160372 (2 per carton) & 160371 (1 per carton)

Overall Dimensions	25.5"w x 22"d x 32.5"h	Weight	25 lbs.	
Seat Dimensions	18.5"w x 17"d x 19"h	Cubic Feet	16	
Seat to Top of Back	15"	COM	1.25 yds.	
Top of Arm to Floor	24.75"	COL	25 sq. ft.	
Exposed Wood	N/A			

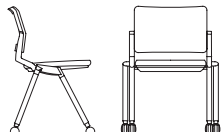
Mesh Back Guest - No Arms 160382 (2 per carton) & 160381 (1 per carton)

Overall Dimensions	25.5"w x 22"d x 32.5"h	Weight	24 lbs.	
Seat Dimensions	18.5"w x 17"d x 19"h	Cubic Feet	16	
Seat to Top of Back	15"	COM	1.25 yds.	
Top of Arm to Floor	N/A	COL	25 sq. ft.	
Exposed Wood	N/A			

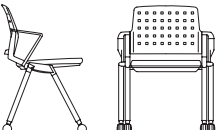
Upholstered Back Guest - Arms 161372 (2 per carton) & 161371 (1 per carton)

Overall Dimensions	25.5"w x 22"d x 32.5"h	Weight	25 lbs.	
Seat Dimensions	18.5"w x 17"d x 19"h	Cubic Feet	16	
Seat to Top of Back	15"	COM	2 yds.	
Top of Arm to Floor	24.75"	COL	40 sq. ft.	
Exposed Wood	N/A			

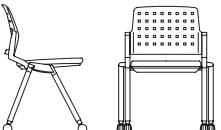
Upholstered Back Guest - No Arms 161382 (2 per carton) & 161381 (1 per carton)

Overall Dimensions	25.5"w x 22"d x 32.5"h	Weight	24 lbs.	
Seat Dimensions	18.5"w x 17"d x 19"h	Cubic Feet	16	
Seat to Top of Back	15"	COM	2 yds.	
Top of Arm to Floor	N/A	COL	40 sq. ft.	
Exposed Wood	N/A			

Plastic Back Guest - Arms 162372 (2 per carton) & 162371 (1 per carton)

Overall Dimensions	25.5"w x 22"d x 32.5"h	Weight	25 lbs.	
Seat Dimensions	18.5"w x 17"d x 19"h	Cubic Feet	16	
Seat to Top of Back	15"	COM	1.25 yds.	
Top of Arm to Floor	24.75"	COL	25 sq. ft.	
Exposed Wood	N/A			

Plastic Back Guest - No Arms 162382 (2 per carton) & 162381 (1 per carton)

Overall Dimensions	25.5"w x 22"d x 32.5"h	Weight	24 lbs.	
Seat Dimensions	18.5"w x 17"d x 19"h	Cubic Feet	16	
Seat to Top of Back	15"	COM	1.25 yds.	
Top of Arm to Floor	N/A	COL	25 sq. ft.	
Exposed Wood	N/A			

Standard Features	Options Available
<ul style="list-style-type: none"> Steel powder coated base frame Molded plastic arm Gray molded back Gray molded plastic seat bottom Upholstered seat Seat hinges up for nesting Staks 4 high with seat hinged down Black dual wheel partial hooded casters (SQ) standard Supports up to 500 lbs. SCS Indoor Advantage Gold Certified 12 Year Warranty 2 Year Warranty for Foam Padding QuickShip 	<ul style="list-style-type: none"> Mesh back with upholstered seat (160372, 160371, 161382, 161381) Upholstered back and seat (161372, 161371, 161382, 161381) Plastic back with upholstered seat (162372, 162371, 162382, 162381) With arms (160372, 160371, 161372, 161371, 162372, 162371) Without arms (160382, 160381, 161382, 161381, 162382, 162381) Black or grey arm Hardwood floor caster or glide

FLEXXY GUEST/MULTI-USE

Standard Textile & Finish Selection

	http://ofs.com/design-resources/textiles/search http://ofs.com/design-resources/finishes/search
--	--

Frame Construction

Seat	<ul style="list-style-type: none">• Plastic molded seat panel
Back	<ul style="list-style-type: none">• Mesh back: Plastic back assembly with a mesh stretched tightly across• Upholstered back: Plastic molded back assembly that is upholstered• Plastic back: Molded plastic back in several color options
Upholstery	<ul style="list-style-type: none">• All fabric and leather pieces are cut with automated cutters that utilize precise patterns.
Arms	<ul style="list-style-type: none">• Molded plastic arms
Assembly	<ul style="list-style-type: none">• Metal and plastic components fastened by screws and clips

Foam

Seat/Back	<ul style="list-style-type: none">• Premium Grade Foam
-----------	--