

FABRIC PARTNERS

- **ARC-COM**
www.arc-com.com
- **ARCHITEX**
www.architex-ljh.com
- **CAMIRA**
www.camirafabrics.com
- **CARNEGIE**
www.carnegiefabrics.com
- **DESIGNTEX**
www.designtex.com
- **GREEN HIDES**
www.greenhides.com
- **HELVETIA LEATHER**
www.helvetialeather.com
- **MAHARAM**
www.maharam.com
- **MAYER FABRICS**
www.mayerfabrics.com
- **MOMENTUM**
www.themomgroup.com
- **SPRADLING INTERNATIONAL, INC.**
www.spradlingvinyl.com
- **STINSON**
www.cfstinson.com
- **ULTRAFABRICS**
www.ultrafabricsllc.com

SKARA SWIVEL LOUNGE STANDARD FEATURES

- Fully Upholstered
 - Headrest included on high back swivel
 - Molded Plywood Seat and Back
 - Interior and exterior shell fitted together
 - Return to Center Swivel Column on Four-Prong Glide Base
 - Non-Marring Glides
 - Companion Ottoman with Matching Bases
- BD-4824FCT
- To Determine the List Price:**
Add inside seat & back price by fabric grade + Price outside seat & back by fabric grade
Example: 205016 in Gr 4 \$879 + Gr 6 \$958 = **\$1,837 Total Price**

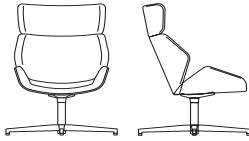
MID-BACK SWIVEL



w	outside d	h	sw	seat sd	sh	arm height	weight lbs.	cubic feet
24.5	24.5	32	19	17.75	16.25	n/a	36	17.5

model	yds com (54")	sq ft col	com 1	col 2	3	4	5	6	7	8	9	10	11	12	13	14	15	L1	L2	L3
(1) Inside Seat and Back																				
205016	1.5	30	791	816	844	879	929	999	1,070	1,140	1,211	1,281	1,352	1,422	1,493	1,563	1,634	1,111	1,183	1,252
(2) Outside Seat and Back																				
205016	1.5	30	750	775	803	838	888	958	1,029	1,099	1,170	1,240	1,311	1,381	1,452	1,522	1,593	1,070	1,142	1,211

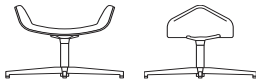
HIGH-BACK SWIVEL



w	outside d	h	sw	seat sd	sh	arm height	weight lbs.	cubic feet
24.5	26.75	40.5	19	17.75	16.25	n/a	42	19

model	yds com (54")	sq ft col	com 1	col 2	3	4	5	6	7	8	9	10	11	12	13	14	15	L1	L2	L3
(1) Inside Seat, Back & Headrest																				
205017	2	40	849	882	920	967	1,032	1,126	1,220	1,315	1,409	1,503	1,597	1,691	1,785	1,879	1,973	1,267	1,362	1,455
(2) Outside Seat, Back & Headrest																				
205017	2	40	787	820	858	905	970	1,064	1,158	1,253	1,347	1,441	1,535	1,629	1,723	1,817	1,911	1,205	1,300	1,393

OTTOMAN SWIVEL



w	outside d	h	sw	seat sd	sh	arm height	weight lbs.	cubic feet
24.5	18.25	21.25	19	18.25	16.5	n/a	18	10

model	yds com (54")	sq ft col	com 1	col 2	3	4	5	6	7	8	9	10	11	12	13	14	15	L1	L2	L3
(1) Inside Seat																				
205090	1	20	538	554	573	597	630	677	724	771	818	865	912	959	1,006	1,053	1,100	761	808	855
(2) Outside Seat																				
205090	1	20	538	554	573	597	630	677	724	771	818	865	912	959	1,006	1,053	1,100	761	808	855

OPTIONS

Base	Fabric (1)	Fabric (2)
PAL Polished Aluminum BKO Onyx	Grade, Vendor, Pattern, Color	Grade, Vendor, Pattern, Color

HOW TO ORDER

SPECIFY: Base | fabric 1 textile grade, vendor, pattern and color | fabric 2 textile grade, vendor, pattern and color. See page H for a complete offering of finishes and graded-in fabric options.

MODEL NUMBER

205016

Base	Fabric 1	Fabric 2
PAL	Grade 3, Momentum, Hue, Smoke	Grade 3, Momentum, Epic, Limestone

SKARA STATIONARY LOUNGE STANDARD FEATURES

- Fully Upholstered
- Headrest included on high back swivel
- Molded Plywood Seat and Back
- Interior and exterior shell fitted together
- Metal Sled Base
- Non-Marring Glides
- Companion Ottoman with Matching Bases
- To Determine the List Price:**
Add inside seat & back price by fabric grade
+
Price outside seat & back by fabric grade
Example: 205046 in
Gr 4 \$794 + Gr 6 \$845 = **\$1,639 Total Price**

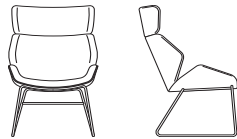
MID-BACK STATIONARY



w	outside d	h	sw	seat sd	sh	arm height	weight lbs.	cubic feet
24.5	24.5	32.25	19	17.75	17.75	n/a	36	17.5

model	yds com (54")	sq ft col	com 1	col 2	3	4	5	6	7	8	9	10	11	12	13	14	15	L1	L2	L3
(1) Inside Seat and Back																				
205046	1.5	30	706	731	759	794	844	914	985	1,055	1,126	1,196	1,267	1,337	1,408	1,478	1,549	1,026	1,098	1,167
(2) Outside Seat and Back																				
205046	1.5	30	637	662	690	725	775	845	916	986	1,057	1,127	1,198	1,268	1,339	1,409	1,480	957	1,029	1,098

HIGH-BACK STATIONARY



w	outside d	h	sw	seat sd	sh	arm height	weight lbs.	cubic feet
24.5	26.75	40.75	19	17.75	17.75	n/a	42	19

model	yds com (54")	sq ft col	com 1	col 2	3	4	5	6	7	8	9	10	11	12	13	14	15	L1	L2	L3
(1) Inside Seat, Back & Headrest																				
205047	2	40	746	779	817	864	929	1,023	1,117	1,212	1,306	1,400	1,494	1,588	1,682	1,776	1,870	1,164	1,259	1,352
(2) Outside Seat, Back & Headrest																				
205047	2	40	725	758	796	843	908	1,002	1,096	1,191	1,285	1,379	1,473	1,567	1,661	1,755	1,849	1,143	1,238	1,331

OTTOMAN STATIONARY



w	outside d	h	sw	seat sd	sh	arm height	weight lbs.	cubic feet
24.5	18.25	22.25	19	18.25	17.5	n/a	20	10

model	yds com (54")	sq ft col	com 1	col 2	3	4	5	6	7	8	9	10	11	12	13	14	15	L1	L2	L3
(1) Inside Seat																				
205091	1	20	448	464	483	507	540	587	634	681	728	775	822	869	916	963	1,010	671	718	765
(2) Outside Seat																				
205091	1	20	448	464	483	507	540	587	634	681	728	775	822	869	916	963	1,010	671	718	765

OPTIONS

Base	Fabric (1)	Fabric (2)
A2J Polished Chrome BKO Onyx	Grade, Vendor, Pattern, Color	Grade, Vendor, Pattern, Color

HOW TO ORDER

SPECIFY: Base | fabric textile grade, vendor, pattern and color. See page H for a complete offering of finishes and graded-in fabric options.

MODEL NUMBER

205046

Base	Fabric 1	Fabric 2
A2J	Grade 3, Momentum, Hue, Smoke	Grade 3, Momentum, Epic, Limestone